
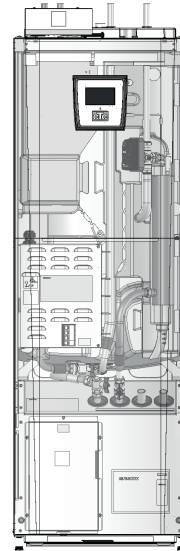



Overview of basic DHW installation*

CTC GS 6-8

Ground source heat pump

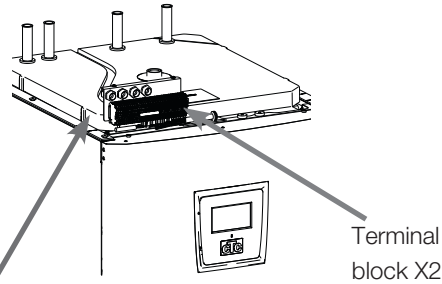
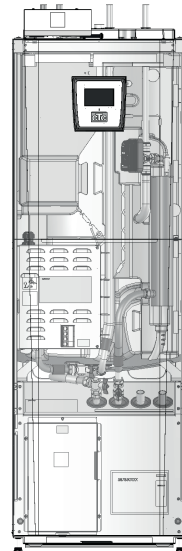



*This overview is only intended as an aid to installation; all safety and installation instructions in the Installation and Maintenance Manual for the product must be followed.

Overview of basic electrical installation*

CTC GS 6-8

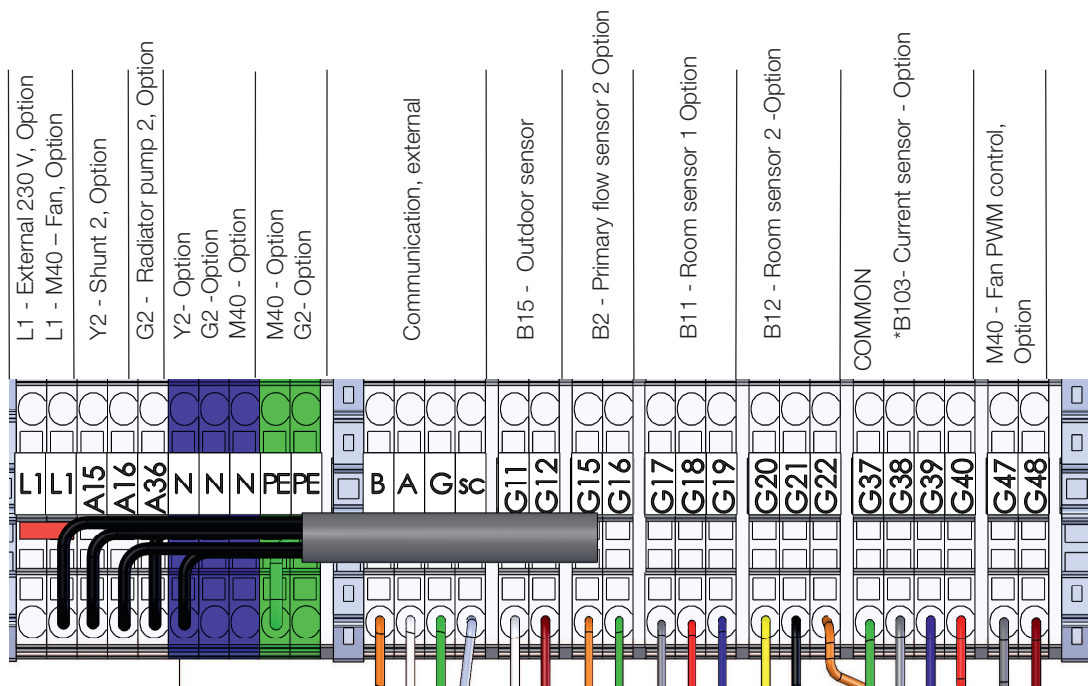
Ground source heat pump



Feed cabling

Terminal block X2

The electrical connection must be preceded by an omnipolar switch and a residual current device in the central unit. The system must be designed so that all necessary rules and requirements are fulfilled (read the Installation and Maintenance Manual).



*This overview is only intended as an aid to installation; all safety and installation instructions in the Installation and Maintenance Manual for the product must be followed.